



BDA 3D Mouth Worksheets

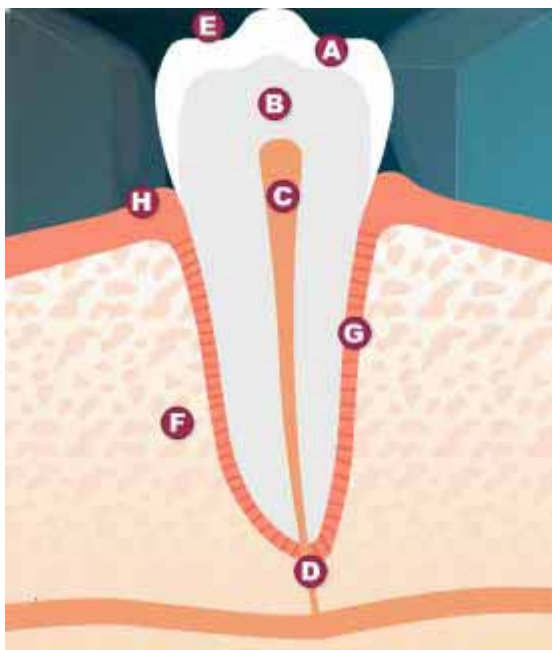
Name: _____

Class: _____

TOTAL SCORE: /35

Date: _____

I. The Dissected Tooth



Ia.

Match the letter to the name:

- | | | |
|-------------------------|---|---|
| 1. Gums | = | H |
| 2. Fissure | = | |
| 3. Periodontal ligament | = | |
| 4. Bone | = | |
| 5. Pulp | = | |
| 6. Enamel | = | |
| 7. Dentine | = | |
| 8. Root tip | = | |

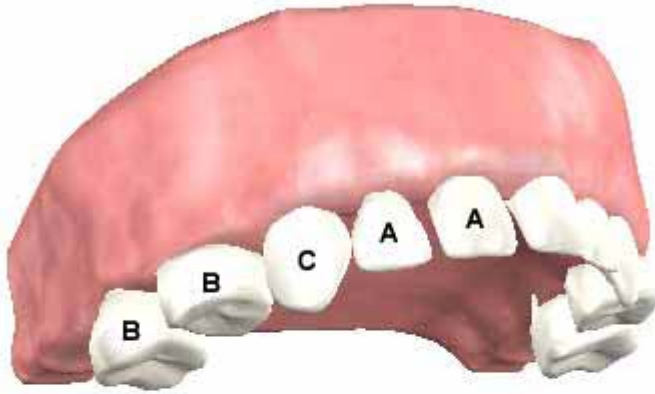
Score /7

Ib. Match the name to its function.

- | | | |
|-------------------------|---|--|
| 1. Gums | → | A. V shaped grooves to help us chew our food |
| 2. Fissure | | B. A space inside the tooth where nerves and blood vessels are found |
| 3. Periodontal ligament | | C. Soft tissue covering the bone around the teeth |
| 4. Bone | | D. Made of tiny fibres, this holds the tooth in the jaw bone |
| 5. Pulp | | E. The hard outer layer of a tooth |
| 6. Enamel | | F. The last part of a growing tooth to form |
| 7. Dentine | | G. Hard, thick layer underneath the enamel which forms the bulk of the tooth |
| 8. Root tip | | H. The roots of teeth are attached to this |

Score /7

2. The Childs Mouth



A Child has 20 teeth. These teeth are called deciduous or milk teeth.

Can you name the teeth and match them with their functions?



2a. Name the teeth marked by a letter.

A. _____

B. _____

C. _____

2b. Fill in the gap with the right tooth name.

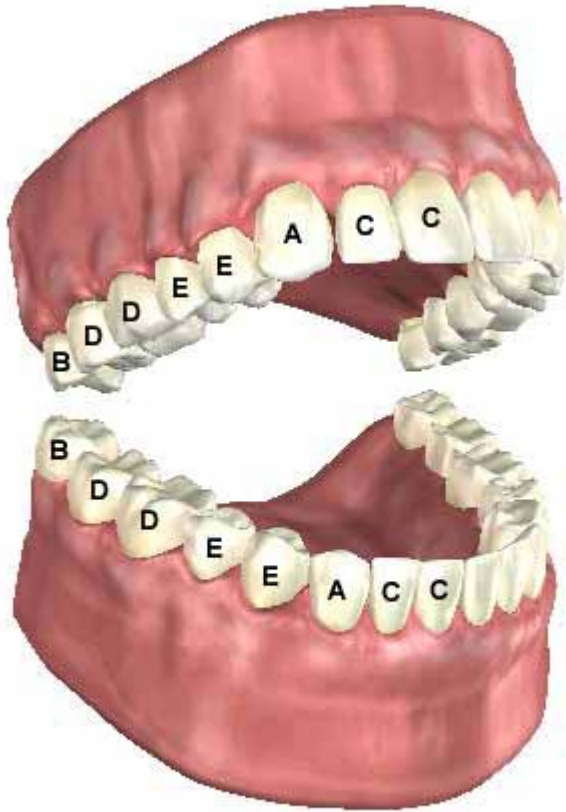
_____ are used for tearing food

_____ are used for crushing and chewing

_____ are used for cutting and biting

Score /6

3. 32 Adult Teeth



Adults have 32 permanent teeth.

Can you match the teeth to the letter?

Match the teeth to its letter in the diagram

- 1. Molars _____
- 2. Incisors _____
- 3. Canines _____
- 4. Premolars _____
- 5. Wisdom _____

Score: /5

4. Multiple Choice Questions

1. How many **sets of teeth** do humans have in their lifetime?
 - a. 1
 - b. 2
 - c. 3

2. What are **molars** used for?
 - a. Tearing food
 - b. Grinding food into smaller pieces
 - c. Biting off chunks of food

3. What do **bacteria** in the mouth use to make acid, which causes tooth decay?
 - a. Sugar
 - b. Saliva
 - c. Enamel

4. How can you help prevent **tooth decay**?
 - a. Brush with fluoride toothpaste
 - b. Don't eat sweets between meals
 - c. Both A and B

5. What causes **erosion**?
 - a. Drinking too many acidic/fizzy drinks
 - b. Eating cheese
 - c. Not brushing your teeth

6. Which teeth come through in **late teens** (if they come through at all)?
 - a. Incisors
 - b. Milk teeth
 - c. Wisdom teeth

7. What is the name of the **part of the tooth** visible above the gum line?
 - a. Root
 - b. Crown
 - c. Dentine

8. How many teeth does an **adult** usually have?
 - a. 20
 - b. 24
 - c. 32

9. How often should you **brush** your teeth?
 - a. Never
 - b. Once a day
 - c. Twice a day

10. What age does a **baby** usually get its first tooth?
 - a. 5 to 8 months old
 - b. 12 to 14 months old
 - c. 2 to 3 years old

Score: /10

Answer Sheet and Instructions for Teachers.

I. The Dissected Tooth

Launch the site

Select Life of Teeth

Use the top menu and select "Dissected Tooth"

Answers

Ia. Match the letter to the name:

2=E, 3=G, 4=F, 5=C, 6=A, 7=B, 8=D

Ib.

Ib. Match the name to its function.

- | | | |
|-------------------------|---|--|
| 1. Gums | → | A. V shaped grooves to help us chew our food |
| 2. Fissure | → | B. A space inside the tooth where nerves and blood vessels are found |
| 3. Periodontal ligament | → | C. Soft tissue covering the bone around the teeth |
| 4. Bone | → | D. Made of tiny fibres, this holds the tooth in the jaw bone |
| 5. Pulp | → | E. The hard outer layer of a tooth |
| 6. Enamel | → | F. The last part of a growing tooth to form |
| 7. Dentine | → | G. Hard, thick layer which forms the bulk of the tooth |
| 8. Root tip | → | H. The roots of teeth are attached to this |

2. The Childs Mouth

Select Lifetime of teeth from the top menu

Select Milk Teeth

2a. Name the teeth marked by a letter.

A=Incisor, B=Molar, C=Canine,

2b. Fill in the gap with the right tooth name.

A=Canines, B=Molars, C=Incisors

3. 32 Adult Teeth

Select Lifetime of teeth from the top menu
Select 32 Adult Teeth

3. Match the teeth to its letter in the diagram

1=D, 2=C, 3=A, 4=E, 5=B

4. Multiple Choice

The multiple choice questions cover the Lifetime of Teeth, Conditions and Oral Hygiene sections of the site.

Answers: 1=B, 2=B, 3=A, 4=D, 5=A, 6=C, 7=B, 8=C, 9=C, 10=A

If you have any comments or suggestions regarding the website and the worksheets then please contact us at feedback@bda.org